



5TH GRADE  
DIGITAL LEARNING  
EXPERIENCE!  
WEEK 1

# 5TH GRADE

Choose your  
activity!



Word Work




Writing &  
Social Studies



Math



Science



Reading





Back to  
Home Screen



## WORDS OF THE WEEK (03/30-04/03)

### Lesson:

[https://galenaparkisd421-my.sharepoint.com/:u:/g/personal/yalgaheim\\_galenaparkisd\\_com/EdfHAXa9ZSFNr\\_5FhV39BKsBjTLC5b-lReO0hwFFBr5K1g?e=tywlAM](https://galenaparkisd421-my.sharepoint.com/:u:/g/personal/yalgaheim_galenaparkisd_com/EdfHAXa9ZSFNr_5FhV39BKsBjTLC5b-lReO0hwFFBr5K1g?e=tywlAM)

**Monday:** Use 10 words from your list. Write a story using those words.

**Tuesday:** Write definitions (Remember since we are working with the suffix so the actual word may not be found. Use the base word. Ex: rainy=rain).

**Wednesday:** See Slide 6

Write sentences and fill in the blanks or Type them in google classroom.

**Thursday:** Do 1 activity from the list

**Friday:** Do another activity from the list.





Back to  
Home Screen



## WORDS OF THE WEEK (03/30-04/03)

rainy	clearly	easily	foggy	quickly
angrily	snowy	loudly	noisily	stormy
quietly	lazily	misty	dimly	daily
windy	roughly	sleepily	cloudy	
smoothly	busily	chilly	merrily	breezy







Back to Home Screen



Adding (y) to key nouns into adjectives (changing or like something)

Adding (ly) changes adjectives into adverbs (how or when something is done)

Adding (ily) changes adjectives into adverbs (how or when something is done)

<u>-y</u>	<u>-ly</u> no change	<u>-ily</u> drop -y to -i
<u>rainy</u>	<u>clearly</u>	<u>easily</u> (easy)
<u>foggy</u> <sup>double</sup>	<u>quickly</u>	<u>angrily</u> (angry)
<u>snowy</u>	<u>loudly</u>	<u>noisily</u> (noisy)
<u>stormy</u>	<u>quietly</u>	<u>lazily</u> (lazy)
<u>misty</u>	<u>dimly</u>	<u>daily</u> (day)
<u>windy</u>	<u>roughly</u>	<u>sleepily</u> (sleepy)
<u>cloudy</u>	<u>smoothly</u>	<u>busily</u> (busy)
<u>chilly</u>		<u>merrily</u> (merry)
<u>breezy</u>		



Back to  
Home Screen



## Spelling Activities

You are required to complete 3 spelling activities per week. Each activity must be labeled with the activity. All activities are due Friday.

- A. Put your words into groups by the way that they are spelled. Divide a paper into columns, and then write each spelling pattern type across the top as headings. Write your spelling words under their correct spelling pattern heading. (All the "ee" words together, all the "ow" words together, etc.)
- B. Write a short story using all of your spelling words. Underline the words
- C. Write a creative poem or song using 10 of your spelling words. Underline the words.
- D. Make a word search of your spelling words
- E. Write each of your spelling words once in a fancy way.
- F. Write 10 sentences. Use 2 spelling words in each sentence. Underline your spelling words.
- G. Write each of your word once using all capital letters, and then again using all lower case letters.
- H. Write each word once using your normal hand, then try writing each word again using your other hand.
- I. Text words: write all of your spelling words in a column, then next to each word, write what number buttons you'd have to push on a phone to write that word in a text EXAMPLE: home 4663
- J. Write each spelling word three times. Use a different colored pencil or pen each time you write a word.
- K. Rainbow words: write each of your spelling words once using a different color for each letter in the word.





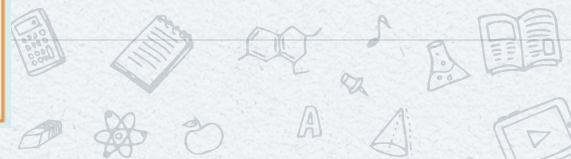
Back to  
Home Screen



1. Read each sentence. Choose a base word from the box that best completes the sentence. (Note: Not all words will be used and each word can be used only once.)
2. Add the suffix *-y*, *-ly*, or *-ily* to the word. (Change *-y* to *i*, drop the *e*, and double the final letter as necessary.) Write the adjective or adverb on the line.

rain	clear	lazy	storm	cloud	breeze	merry
quick	angry	mist	loud	rough	happy	sleepy
easy	snow	quiet	chill	wind	sun	busy
fog	dim	noisy	day	smooth	slow	

1. During \_\_\_\_\_ weather, we prepare to stay indoors.
2. The emergency vehicle moved \_\_\_\_\_ to the hospital.
3. After much practice, Dana \_\_\_\_\_ completed the equation.
4. We used a flashlight to explore the \_\_\_\_\_ lit cave.
5. My family likes to ski in a \_\_\_\_\_ location.
6. Our cat \_\_\_\_\_ moved from the floor after napping.
7. The news anchor \_\_\_\_\_ delivered his lines.
8. Greg \_\_\_\_\_ shared his good news with the class.
9. At the library, we work together \_\_\_\_\_.
10. The excited friends \_\_\_\_\_ greeted one another.
11. Flying a kite is fun to do on a \_\_\_\_\_ day.
12. Talia shielded her face from the \_\_\_\_\_ wind.
13. The parade of people passed \_\_\_\_\_ through town.
14. The hikers moved slowly up the \_\_\_\_\_ path.
15. On \_\_\_\_\_ days it's fun to look for shapes in the sky.





Back to  
Home Screen




FOR THE NEXT FEW WEEKS WE WILL BE READING THE  
NOVEL, "HOW TO STEAL A DOG."

BELOW YOU WILL FIND THE PDF LINK OF THE BOOK ALONG  
WITH THIS WEEK'S ASSIGNMENTS.

<https://drive.google.com/open?id=1is9uJrLveiLUbLVngXhsAgtdmUqLdOs>

Assignment Questions are on the next  
slide.







Back to  
Home Screen

# PLEASE READ CHAPTERS 1 & 2 AND ANSWER THE FOLLOWING QUESTIONS

## Chapter One

1. Why do you think Georgina doesn't want Luanne to tell her mom about Georgina's situation?
2. Have you ever been embarrassed about something and didn't want anyone to know?
3. Use context clues to figure out what "unkempt" means on p.6.
4. What do you think about Georgina's plan to steal a dog? Is there a case that stealing a dog is ok or is it never ok?
5. From what you know so far, describe the character Georgina.

## Chapter Two

1. Summarize Chapter 2 using art (Draw a picture or visual of your choice).





Back to  
Home Screen



## FLipGrid

Please use the link below or scan the QR code to complete the flipgrid assignment. You will be asked a question about the novel, *How to Steal a Dog*. Please record yourself answering the question and post it by Friday! We can't wait to see your responses!

<https://flipgrid.com/a08fae3f>

password:ticetigers5







Back to  
Home Screen



# READWORKS ASSIGNMENT

1. Go to [www.readworks.org](http://www.readworks.org)
2. Please read and complete the quiz for the following passages:

- Pueblo Revolt
- Magic in the Classroom
- Three Cheers for Ears!

The quiz will automatically record your grade. We will be checking your open-ended questions at the end of each week.





Back to  
Home Screen

# READWORKS (CONTINUED)



## Important Student Login Info

Mrs. Algaheim's student code... **WZNVPM**

Ms. Rimbart's student code... **26R2TU**

Mrs. Sands' student code... **DDFMMD**

## How To Retrieve Student Codes

-Green&Etienne- Mr. Etienne's Classroom Dojo

-Algahiem & Rimbart- School Status

-Sands- Google Classroom





Back to  
Home Screen

## READING- I-STATION

ALL 5TH GRADE STUDENTS PLEASE LOG INTO I-STATION AND SPEND AT LEAST 1 HOUR EACH DAY WORKING THROUGH THE READING PROGRAM

\*\*\*\* STUDENTS KEEP IN MIND, AT THE BEGINNING OF EACH MONTH I-STATION RANKS YOUR PERFORMANCE RANGING FROM TIER 1-3.  
DO YOUR BEST EACH DAY!!!\*\*\*\*





Back to  
Home Screen

## WRITING & SOCIAL STUDIES

**In 1803, President Thomas Jefferson approved the purchase of the Louisiana Territory From France. This territory was an area of land between the Mississippi River and the Rocky Mountains. It doubled the size of the United States.**

Copy the above sentence on paper and find the answer to the following question:

What two men do we give credit to for exploring the Louisiana Purchase?

Put your answer in paragraph form.

Begin with an opening sentence about the Louisiana Purchase.

Answer when, where, what, and the effect this had on the United States using the sentence you copied.

Bonus: Google Louisiana Purchase.







Back to  
Home Screen

# MATH

## ADD AND SUBTRACT DECIMALS

Login to Pearson through Classlink.

Monday-Visual Learning watch video/ Do Guided & Independent Practice pg. 79 on paper.

Tuesday-Another Look watch video/Do Problem Solving Reading Activity/(+)(-) Decimals Review

Write down clue words from both activity on paper.

Wednesday-Do Quick Check and submit/Create your own 10 (+)(-)Decimals word Problems.

Thursday-Do Online Topic 2 Assessment and submit.

\*\*Green & Etienne class can also continue with previous assignments.\*\*



Back to  
Home Screen

# SCIENCE CHANGES TO LAND



Login to stemsscopes through Classlink to complete the following tasks:

Monday:

picture vocabulary- create your own flashcards for the 8 terms. On one side, write vocabulary word and draw picture. On the other side, write definition. Image search vocabulary words to see more than one. Study flashcards!







Back to  
Home Screen



Tuesday:

STEMscopedia- Read the passage and use the highlight tool to highlight vocabulary words. Answer ALL parts of the questions.

***\*\*Press save and not submit if you are not ready to turn in your work.***

Wednesday:

[Click here to try Earth Changing Erosion activity](#)


Thursday:

CLOZEing in on science<sup>17</sup> assignment



Back to  
Home Screen

## Mrs. Murphy Science Lab



Additional Science resources can be accessed on my web page below:

<https://sites.google.com/gpapps.galenaparkisd.com/joimurphy-tice/home>

If you have trouble with the link that I have provided, go to **Tice Elementary School** website, **click on Campus Personnel**, in the drop down menu click on **More**, then click on **CIC Team**, then click on **Mrs. Murphy**. You find links to science vocabulary, games, and videos. Enjoy!!!

**Note: These links are provided only for extra support. Please follow the schedule your that classroom teacher shared with you.**







# Tice Tigers' Daily Schedule

## 7:30 WAKE UP, BREAKFAST

Curbside Breakfast Served At  
Select GPISD Schools (7:30-9:00)

## 8:30 ACADEMIC TIME

Sign In On The GPISD Classlink  
Student Portal

## 10:30 MORNING ACTIVITY

Play Outside, Go For A Walk, Ride  
A Bike, Go Noodle

## 11:30 LUNCH

GPISD Curbside (10:45-12:15)

## 12:30 CREATIVE TIME

Legos, Puzzles, Games, Draw, or  
Color

## 1:00 ACADEMIC TIME

Sign In On The GPISD Classlink  
Student Portal

## 2:30 AFTERNOON ACTIVITY

Play Outside, Go For A Walk, Ride  
A Bike, Go Noodle

## 3:00 READING TIME

Read A Book or Listen To A Book

## ONLINE RESOURCES

LANGUAGE ARTS

- Istation

MATH

- Iready

SCIENCE

- Stemsscopes



Back to  
Home Screen



LOVE TO  
LEARN



Back to  
Home Screen